






WHERE TO USE

















Amerex manufactures an extensive variety of hand portable and wheeled fire extinguishers, both "compliance" (code required) and "specialty" types. "Specialty" type extinguishers are intended for use on particular types of hazards, so careful attention should be made to locating them in close proximity to the specific hazard they are meant to protect. It is natural for a person to use the extinguisher located nearest to a fire. The most current issue of NFPA-10 should be consulted for minimum recommended fire extinguisher types, placement and travel distances. Your local Amerex Fire Equipment Distributor is professionally equipped to help you evaluate and implement these recommendations.

All "Picture Symbols" are detailed below and should be reviewed with all who might be expected to use a fire extinguisher. Everyone should be familiar with these picture symbols which identify the types of fires on which they may be used. The International sign system *diagonal red slash* indicates a potential danger if the extinguisher is used on that particular type of fire.

TYPES OF FIRES

CLASS A	ORDINARY COMBUSTIBLES: wood, paper, rubber, fabrics and many plastics	
CLASS B	FLAMMABLE LIQUIDS & GASES: gasoline, oils, paint, lacquer and tar	
CLASS C	FIRES INVOLVING LIVE ELECTRICAL EQUIPMENT	
CLASS D	COMBUSTIBLE METALS OR COMBUSTIBLE METAL ALLOYS (NO picture symbol)	
CLASS K	FIRES IN COOKING APPLIANCES THAT INVOLVE COMBUSTIBLE COOKING MEDIA vegetable or animal oils and fats	

TYPES OF EXTINGUISHERS:

CLASS A	  
CLASS A:B	  
CLASS A:B:C	  
CLASS A:C	 
CLASS B:C	 
CLASS D	
CLASS A:K	 

HOW TO USE

All Amerex extinguishers are furnished with a detailed "Owners Manual" containing valuable information. The manual contains information on the installation, use and maintenance of the extinguisher. The extinguisher nameplate (label) contains specific information on "HOW TO USE" the particular extinguisher. The label instructions vary slightly according to type and size. All potential operators should be totally familiar with the instructions on any extinguisher they might be required to use.



ALL AMEREX FIRE EXTINGUISHERS COMPLY WITH THE RECOMMENDATIONS OF THE NATIONAL FIRE PROTECTION ASSOCIATION AND ARE TESTED AND RATED BY UNDERWRITERS LABORATORIES OR FACTORY MUTUAL SYSTEMS TO ANSI / UL STANDARDS. ALL EXTINGUISHER NAMEPLATES CONTAIN THE NECESSARY HMIS INFORMATION TO COMPLY WITH NATIONAL AND LOCAL OSHA REQUIREMENTS.